



Midnight Magic

PLAYBOOK

A HEYTJ PUBLICATION



Unlock the Secrets of the Witching Hour

Welcome, seeker of shadows, to the Midnight Rituals Playbook, where the veil between the worlds is thinnest, and the magic is thick as moonlit fog. Here, we embrace the power of the witching hour—a time when spirits stir, intuition sharpens, and the mysteries of the universe lean in to whisper their secrets.

Why midnight, you ask? Because this is when the world slows its breath, when time itself seems to stretch and bend, inviting you to explore what lurks just beyond the ordinary. It's the hour of the unseen, the forgotten, and the hidden parts of ourselves we often tuck away by daylight. The clock strikes twelve, and suddenly, you're not just a human fumbling through the mundane; you're a conjurer, a weaver of spells, a night wanderer in search of the unknown.


This playbook is your guide to stepping boldly into the midnight mist and casting spells with a grin and a wink. We've curated seven unique rituals designed to tap into the potent energies of the witching hour—each with its own flavor, from summoning clarity to beckoning fortune, and everything in between. Whether you're looking to banish what haunts you, manifest your deepest desires, or simply flirt with the spirits, you'll find something within these pages to suit your nocturnal needs.



But remember: magic isn't about perfection. It's messy, raw, and wonderfully unpredictable—just like you. So light that candle, grab your charms, and dive headfirst into the midnight abyss. And if your neighbors hear you chanting to the moon, well, let them wonder.

Welcome to the hour where magic is not just possible; it's inevitable. After all, when the clock strikes twelve, you're not just living—you're spell-crafting.

Are you ready? The witching hour awaits...



The background is a deep black night sky filled with numerous small, distant stars. A single, bright white star stands out prominently in the upper right quadrant. In the lower center, a vertical purple line is drawn, extending from just below the title down towards the bottom of the frame. The overall composition is minimalist and evocative of a celestial theme.

MIDNIGHT MAGIC RITUALS

The Midnight Whisper for Clarity

Purpose/Intention: To clear the mind of confusion and reveal hidden truths.

WHAT YOU'LL NEED:

- A black candle
- A small mirror
- A small sprig of thyme
- Lavender oil
- A piece of obsidian or black tourmaline.

At midnight, light the black candle and place it in front of the mirror.

Hold the sprig of rosemary and drop a single drop of lavender oil onto the mirror, watching the reflection as it drips.


Close your eyes, breathe deeply, and repeat the phrase: "In the darkest night, I find my sight, clarity come with the dawn's first light."

After reciting three times, look into the mirror, focusing on your reflection as if you're looking into your own soul. Ask a question that needs clarity.

Let the candle burn for at least 15 minutes, gazing at the flame and your reflection alternately.

Close the ritual by blowing out the candle and placing the mirror under your pillow to invite clarity in your dreams.

Extra Tip: Perform this ritual on a night when the moon is waning to banish confusion, or on a foggy night for added mystique.



Dark Moon Desire Ritual

Purpose/Intention: To manifest a secret desire or draw something new into your life.

WHAT YOU'LL NEED:

- A red candle
- A piece of red thread
- A drop of honey
- A pen
- A piece of paper

Begin at midnight by writing your desire on the piece of paper. Be specific but keep it brief.


Dab a small amount of honey onto the paper while saying, “Sweeten the path, draw near, draw close, what I desire, come swift like a ghost.”

Roll the paper tightly and wrap it with the red thread, sealing your intention.

Light the red candle and hold the rolled paper in your hands, focusing on the flame. Visualize your desire as if it has already manifested.

Burn the paper in the candle flame, letting the ashes fall into a small dish. When the paper is completely burned, bury the ashes under a healthy, growing plant.

Extra Tip: Enhance the ritual by choosing a night when the moon is new or waxing for maximum manifestation energy.



Nocturnal Guardian Charm

Purpose/Intention: To create a protective ward against negative energies or harmful influences.

WHAT YOU'LL NEED:

- A white candle
- Salt
- A small jar or vial
- A sprig of thyme
- A piece of onyx
- A personal item (like a ring or a lock of hair)

Start at midnight by drawing a circle of salt around you on the floor.

Light the white candle and hold the small jar or vial in your left hand.

Place the sprig of thyme and the piece of onyx inside the jar, adding a pinch of salt while saying, “Guardians of night, lend me your sight; protect and ward, by shadow and light.”

Add the personal item to the jar as a link to yourself.

Seal the jar tightly and hold it in your hands, feeling its protective energy flowing into you. Keep the jar near your bed, in your bag, or wherever you feel you need extra protection.

Extra Tips: Charge the charm under a full moon for added potency or repeat the ritual monthly to renew its strength.



The Shadow's Banishing Rite

Purpose/Intention: To release unwanted energies, bad habits, or lingering negativity.

WHAT YOU'LL NEED:

- A black feather
- A small cauldron or fire-safe bowl
- A piece of paper
- A black pen
- A cleansing herb (like sage or cedar).

At midnight, write down what you wish to banish or release on the piece of paper.

Hold the black feather over the paper and imagine the unwanted energy being drawn into it.

Light the cleansing herb in the cauldron or bowl and pass the feather through the smoke, saying, "Shadow of doubt, leave me be; by feather's flight, I am set free."

Burn the paper in the flame of the cleansing herb, watching the smoke rise and imagining it carrying away what no longer serves you.

Scatter the ashes to the wind or bury them in the earth as a final act of release.

Extra Tips: Perform this ritual during a waning moon to amplify the banishing energy.



Witching Hour Divination

Purpose/Intention: To receive guidance or messages from the other side.

WHAT YOU'LL NEED:

- A tarot or oracle deck
- A dark cloth
- A piece of silver jewelry
- A bowl of water

Lay out the dark cloth on a flat surface at midnight, placing the silver jewelry in the bowl of water in the center.

Shuffle your tarot or oracle deck, focusing on your intention for guidance.


Draw three cards and lay them out on the cloth around the bowl.

Gaze into the water and speak your question or request for guidance aloud, three times.

Interpret the cards, focusing on the emotions and symbols that stand out most to you.

Close by thanking any spirits or guides who may have offered their insights, and allow the water to remain out overnight to collect any final messages.

Extra Tips: Use this ritual on nights when the veil is thinnest, like during a full moon or on Samhain, for more potent divinatory results.



Moonlit Love Charm

Purpose/Intention: To attract or strengthen love in your life.

WHAT YOU'LL NEED:

- Pink or red rose petals
- A piece of rose quartz
- A few drops of rosewater
- A small pouch
- A love letter (written to yourself or another).

Write a love letter at midnight, focusing on the love you wish to attract or cultivate, either for yourself or another person.

Place the rose petal and rose quartz in the small pouch, then add a few drops of rosewater while saying, “Under moon’s glow, love shall grow; near or far, bring to my heart, the sweetest star.”

Seal the letter with a kiss and place it in the pouch.

Keep the pouch under your pillow, in a personal space, or carry it with you to draw love into your life.

Extra Tips: Perform this ritual on a Friday night, the day ruled by Venus, for enhanced love magic.



The Phantom's Fortune Ritual

Purpose/Intention: To attract financial abundance or unexpected opportunities.

WHAT YOU'LL NEED:

- A gold or green candle
- A coin (preferably silver)
- A pinch of cinnamon
- A bay leaf
- A small pouch

At midnight, light the gold or green candle and place the coin in front of it.

Hold the bay leaf in your hand and sprinkle a pinch of cinnamon over it while saying, "By midnight's gleam and phantom's light, bring me fortune, swift and bright."

Gently pass the bay leaf through the flame (careful not to burn it) and then place it, along with the coin, into the small pouch.

Hold the pouch in your hands and visualize streams of golden light flowing into it, filling it with abundance and opportunity.

Keep the pouch in a place where you handle money (like your wallet or near your desk) or carry it with you as a charm to attract prosperity.

Extra Tips: Perform this ritual on a Thursday night, associated with Jupiter, the planet of luck and expansion, to supercharge the energies of abundance.



A dark, starry night sky with numerous small, distant stars. A single, bright white star is prominent in the upper right quadrant. A vertical purple line is positioned in the lower center of the image.

MIDNIGHT MEDITATIONS



Find Your Inner Stillness and Unlock the Mysteries of the Night.

When the world falls silent and the clock strikes twelve, it's the perfect time to turn inward and explore the depths of your own mind. Midnight meditations are a powerful way to connect with your inner self, access hidden wisdom, and attune to the subtle energies that flow in the stillness of the night. These meditations are designed to complement the rituals in this playbook or to be practiced on their own whenever you feel the call of the dark.

Here are a few simple but potent midnight meditations to help you harness the magic of the quiet hours:

The Silent Shadow Meditation

Purpose: To connect with your shadow self and bring hidden parts of yourself to light.

Instructions:

- Sit in a comfortable position in a darkened room, facing a single lit candle.
- Close your eyes and take three deep, cleansing breaths, allowing your body to relax.
- Begin to focus on the flame of the candle, imagining its light illuminating the hidden corners of your mind.
- As you breathe, ask your shadow self to reveal what you need to see, hear, or feel at this moment.
- Sit in stillness, allowing thoughts, feelings, or images to surface. Embrace them without judgment.
- End with a deep breath and thank your shadow for its insights. Extinguish the candle to close the meditation.



The Moonlit Breath

Purpose: To calm the mind and attune to the energies of the moon.

Instructions:

- Find a spot where moonlight can reach you, whether through a window or outside in a quiet place.
- Close your eyes and inhale deeply, imagining you are breathing in the soft, silvery light of the moon.
- As you exhale, visualize releasing all tension, anxiety, or negativity, letting the moonlight cleanse you.
- Continue this rhythmic breathing, feeling yourself becoming more attuned to the night's energy with each breath.
- After several minutes, place your hands over your heart, expressing gratitude to the moon, and feel the calm wash over you.

The Spirit's Whisper Meditation

Purpose: To open your intuition and invite guidance from spirit guides or ancestors.

Instructions:

- Sit comfortably with your eyes closed, holding a small object that feels spiritually significant, like a crystal or talisman.
- Begin by taking slow, deep breaths, focusing on your heartbeat.
- Visualize a soft, glowing light around you, forming a protective circle.
- Silently or aloud, invite your spirit guides or ancestors to offer you guidance or messages.
- Stay open to any feelings, sensations, words, or thoughts that come to you, allowing them to flow freely.
- When ready, thank your guides for their presence and insights. Slowly open your eyes, feeling grounded and connected.



The Starry Veil Meditation

Purpose: To connect with the cosmos and expand your consciousness beyond the earthly realm.

Instructions:

- Find a comfortable position lying down or sitting where you can see the night sky, or visualize it if you're indoors.
- Close your eyes and take a deep breath, imagining your body sinking into the earth, grounding you firmly.
- Begin to visualize a starry sky above you, each star twinkling with ancient wisdom and celestial energy.
- With each inhale, imagine drawing in the light and energy of the stars, filling your body with their brilliance.
- As you exhale, feel yourself expanding, merging with the universe, and becoming one with the infinite expanse.
- Continue this rhythmic breathing, feeling the vastness of the cosmos and allowing yourself to drift among the stars.
- After several minutes, bring your awareness back to your body, feeling the starlight still within you, and slowly open your eyes.

Why meditate at midnight?

Midnight meditations tap into the unique energies of the witching hour when distractions fade and your inner voice grows stronger. They can deepen your connection to rituals, help integrate their experiences, or simply offer a moment of peace and reflection. Try these meditations before or after your rituals to enhance their potency or whenever you crave a quiet moment with yourself. Remember, magic isn't just in the spells you cast—it's in the silent spaces where your soul meets the mysteries of the universe.

Embrace the calm, embrace the quiet... and let the magic of midnight guide you.



Embrace the Shadows: Your Midnight Magic Awaits

As you explore the mysteries of midnight, remember that magic is not confined to the tools you use or the words you speak—it lives in your intent, your curiosity, and your willingness to step into the unknown. The witching hour is your playground, a time to summon, banish, connect, and transform. Whether you're manifesting your desires, seeking clarity, or dancing with the shadows, each ritual you perform brings you closer to your own magic.

So, light your candles, whisper your incantations, and let the darkness be your ally. Trust your intuition, honor your power, and always keep a little wonder in your heart. Midnight will come again, and with it, another chance to weave your own spells and shape your destiny.

Until then, may the shadows serve you, the moonlight guide you, and the magic of midnight be ever in your favor.

See you on the other side of midnight... 🌙 ✨